



PERFORMANCE OF MEMBERS OF PARLIAMENT OF ODISHA: A REPORT CARD



YOUTH FOR SOCIAL DEVELOPMENT

Inform Enable Engage

Performance of Members of Parliament in Odisha: A Report Card

Published
June' 2018

Research
Ratneswar Sahu
Chandan Kumar Sahu

Advisory in puts
Dr. Srikant Patibandla
Bibhu Prasad Sahu

Published by
Youth for Social Development
Plot No-1200/8201, 9th Lane Govinda Vihar,
Near Ruby Eye Hospital, Lochapada
BERHAMPUR-760 001,
Ganjam, Odisha, INDIA
Tel: +91-7608005545,
E-mail: info@ysdindia.org /ysdbam@gmail.com
Website: www.ysdindia.org

Copyright



This work is licensed under the Creative Commons Attribution-Non Commercial-Share Alike 4.0 International License.

Disclaimer: This document is being furnished to you for your information and is presented in good faith, with an intention to inform citizen. Reproduction and redistribution for non-commercial purposes in full or part is permitted with due acknowledgement to “Youth for Social Development”. The opinions and views expressed herein are entirely those of the author(s). YSD makes every effort to use reliable and comprehensive information, but YSD does not represent that the contents of the report are accurate or complete. Youth for Social Development is an independent, not-for-profit organisation. This document has been prepared without regard to the objectives or opinions of those who may receive it. Youth for Social Development and their volunteers are not responsible or liable for any damage arising directly or indirectly from the publication of this report.

Contents

List of Tables	4
List of Graphs	4
List of Boxes	4
Acronym	5
▪ Introduction	6
▪ Objectives	7
▪ Scope and Methodology	7
▪ Limitations of the Study	8
▪ Performance of Members of Parliament: Attendance	9
▪ Performance of Members of Parliament: Questions Asked	11
▪ Performance of Members of Parliament: Participated in Debate	13
▪ Local Area Development Fund Utilisation	15
▪ Sector wise Utilisation	18
▪ Presentation of Private Members Bill	20
▪ Status of Sansad Adarsha Gram Yojana	21
▪ Overall Performance	23
▪ Gender Analysis of Performance and Utilisation	24
▪ Experience, Performance and Utilisation	24
▪ Background, Performance and Utilisation	25
▪ Regions Wise Performance and Utilisation	25
▪ Education, Performance and Utilisation	26
▪ Comparison of Overall Performance Vs MPLAD Fund Utilisation	27
▪ Conclusion and Suggestions	28

List of Tables

- Table-1: Attendance of Members of Parliament of Odisha (2014-2018)
- Table-2: Questions Asked by Members of Parliament of Odisha (2014-2018)
- Table-3: Participation in Debate of Members of Parliament of Odisha (2014-2018)
- Table-4: Utilisation of MPLAD Funds against Released of Members of Parliament of Odisha in 2014-2018
- Table- 5: Sector wise utilisation of MPLAD Funds (2014-2018)
- Table- 6: Expenditure in Other Public Facilities (2014-2018)
- Table-7: Presentation of Private Members' Bill by Odisha MPs (2014-2018)
- Table-8: Status of SAGY of Members of Parliament of Odisha 2014-2018

List of Graphs

- Graph-1: Sector Wise Expenditure MPLAD Funds 2014-18 Rs. in Lakhs
- Graph-2: Expenditure in Other Public Facilities under MPLAD Funds 2014 - 2018
- Graph-3: Overall Performance Score (Top 5 and Bottom 5 MPs) 2014-2018
- Graph-4: Gender Analysis of Performance Vs Utilisation
- Graph-5: First Times Vs Experienced MPs
- Graph-6: Background of MPs Performance and Utilisation
- Graph-7: Region wise Overall Performance Vs MPLAD Utilisation 2014-2018
- Graph-8: Education of MPs vis-a-vis Performance and MPLAD Utilisation
- Graph-9: Comparison Overall Performance and MPLAD Utilisation (top 5 and bottom 5 MPs)

List of Boxes

- Box-1: Salient Features of MPLADs

Acronym

BJD:	Biju Janata Dal
BJP:	Bharatiya Janata Party
CBI:	Central Bureau of Investigation
DRDA:	District Rural Development Agency
LAD:	Local Area Development
MP:	Member of Parliament
SAGY:	Sansad Adarsh Gram Yojana
YSD:	Youth for Social Development

Introduction

Indian constitution has made clear separation of powers among the three organs of the government– Legislative, Executive and Judiciary. In India the legislatures (people’s representatives) mostly meet and discuss significant issues that have national importance, while issues of public expenditure in local areas are mostly neglected. It is the responsibility of the politicians who represent those localities to raise the issues and solve them. The variety and range of different developmental needs at the local level make it difficult to incorporate in the centralised plans. Keeping this in mind, the demand for some autonomy in the hand of the elected representatives arose for undertaking important development works in their localities regardless of party affiliations. To address this Member of Parliament Local Area Development Scheme was introduced in December, 1993.

We are in an era of greater transparency and accountability. Power corridors where interest groups once operated behind an opaque maze of rules have to adjust to a new atmosphere of public scrutiny. The transparency tools like right to information and social audits are at the public disposal and governance can be closely monitored. Information and public audits are often quickly and widely shared and disseminated. Performance of Members of Parliament is prime important because of their role as a legislature and at the same time execution of projects under the MPLAD. The performance analysis process is one of the instruments and testimony of our parliament members (MPs) that also stands as a key indicator of the healthy democracy and its legislative process.

Currently a sitting MP can spend to a tune Rs. 25 crores in his/her term of five years in their respective constituencies based on their own discretion. Critics have been in a perception that such discretion to a legislator only undermines the separation of powers, as an MP is involved in executive functions apart from the law making. Further there is a chance of the sitting MP spending the entire funds on ‘visible image building exercise’ so as to enhance the chances of furthering his/her ‘political cycle’ by improving the chances of winning again. This has been extensively criticised as ‘pork barrel’ spending. This also means that the MP would undermine other local level institutions, for instance, like gram panchayat or municipality. A lot of debate has gone into the above issues. However, very little evidence is available with regard to the spending pattern of the MPs. It is in this backdrop that the Youth for Social Development (YSD) has been bringing out reports on spending of MPLADs in the context of Odisha state. This small initiative, YSD believes, would go a long way in promoting accountability and transparency on the part of political representatives in addition to empowering citizens.

Youth for Social Development (YSD), a non-government and non-profit organisation based in Odisha has been working to promote transparency, and accountability in governance through participatory approach. In this context to bring transparency and accountability in utilisation of public funds, and monitor the performance of elected representative based on certain indicators of performance of MP’s and utilisation of MPLAD funds during the 4th year of 16th Lok Sabha.

Objectives

The 16th Lok Sabha has completed its 4th year and there will be election for the 17th Lok Sabha in 2019. Citizens in general and voters in particular would like to vote in 2019 elections based on the past performance of their representatives. In this context, it is essential for the voters to be aware of their representative's performance. This report highlights the spending pattern of MPLAD funds in addition to providing analysis on MP's participation in the Parliament.

The basic objectives of this initiative are;

- To assess the performance of Members of Parliament s based on their participation in parliamentary affairs and spending of MPLAD funds in Odisha (2014 to-2018);
- To examine the MPLAD spending patterns by experience, sector-wise and region-wise;
- To disseminate and advocate for more transparency and accountability of MPs in Odisha

Scope and Methodology

This report has been limited to 21 Members of Parliament in Odisha in Lok Sabha (Lower House of the Parliament) for a period of four years i.e. 2014 to 2018. The performance audit of the MPs of Odisha on the basis of three key parameters (parliamentary affairs) like attendance¹ in parliament sessions, participation in debate², questions asked³ and the utilisation of MPLAD funds⁴.

Each parameter gets the highest score of 25 and the total maximum score adds up to 100. Score for each MP is calculated based on their performance under each aspect mentioned above. Finally the rank has been drawn based on their score e.g. below 30 means poor, 31-50 is average, 51-70 score good, 71 and above is very good performance.

The expenditure data along with the sector wise expenditure details are analysed to understand spending patterns by an MP in his/her constituency under the MPLAD funds. The spending pattern allows us to understand the most popular sector for which MPs utilise their funds. The study looks at region wise expenditure and experience and utilisation pattern. This study also highlights the selection of villages under the Sansad Aadarsh Gram

¹ The member signs the register, maintained for this purpose by the Secretariat of the House of the People on all the days of the session of the House for which the allowance is claimed. A member who has been present in the House for the entire day but forgot to sign the Register is not entitled to allowance.

² The Official Report of the Proceedings of the House i.e. Lok Sabha Debates is prepared by the Lok Sabha Secretariat under the authority of the Speaker. Rule 379 and Rule 382 of Rules of Procedure and Conduct of Business in the Lok Sabha provide that a full report of the proceedings of the House at each of its sittings would be published, got printed and distributed as soon as practicable in such form and manner as the Speaker, may from time to time direct.

³ MPs ask questions in the parliament to raise issues of concern, to hold the government accountable to its actions and so on. Questions are admitted in the house by giving prior notice to the house's secretariat. But at times questions without notice can also be taken up in the house subject to the Speaker's discretion. Answers to the questions can be requested orally or in writing.

⁴ MP can spend to a tune Rs. 25 crores in his term of five years in their respective constituencies based on their own discretion under the MPLAD fund.

Yojana to transform villages into model village with its holistic development which started in 2014.

In addition to this aggregated report we have also prepared and published individual 'Performance Report Card' by segregating with a detailed profile, performance rank and score, parliamentary performance and MPLAD fund utilisation for demystifying individual performance of the elected officials.

The study used secondary data available on the Lok Sabha, MPLADS and Sansad Aadarsh Gram Yojana websites <https://loksabha.nic.in/>, <http://www.mplads.gov.in/>, <http://saanjhi.gov.in>.

Limitations of the Study

The study primarily relied on the secondary data available on the <http://mplads.nic.in/>, <http://loksabha.nic.in/>, <http://saanjhi.gov.in> websites for the data. Further, only data for the period 2014-18 is considered for the analysis. The analysis has been limited to only the information (utilisation data) available till 31st May 2018.

Performance of Members of Parliament: Attendance



The members sign the register, maintained for this purpose by the Secretariat of the House of the People (Lok Sabha) on all the days of the session of the House for which the allowance is claimed. A member who has been present in the House for the entire day but forgot to sign the register is not entitled to allowance. In this four year period (2014 to 2018) the parliament ran for a total of 287 days including special sessions, budget and winter sessions.


- Majority of MPs in Odisha attended most of the sessions out of total 287 days.
- Shri. Kulamani Samal, MP from Jagatsinghpur (BJD) has 100% attendance. He was present in the sessions on all 287 days.
- Shri Jual Oram, MP from Sundargarh belonging to Bharatiya Janata Party is the Tribal Affairs Minister, Government of India. He has worst performance with regard to attendance, signed only one day out of total 287 session days. Similarly Shri. Rama Chandra Hansdah, MP from Mayurbhanja belong to Biju Janata Dal attended only 36 days. He is in jail and under trial relating to chit fund cases being investigated by the CBI.
- Shri. Sidhant Mahapatra, MP from Berhampur (BJD) and Shri Jhinna Hikaka, MP from Koraput (BJD) have attended 195 days. Both of them fall under the poor performer in attendance category.

Table-1: Attendance of Members of Parliament of Odisha (2014-2018)

Sl. No	Member of Parliament	Constituency	Signed	Not Signed	Total Session Days (2014-18)	Performance Score (Max-25)
1	Dr. Prabhas Kumar Singh	Baragarh	249	38	287	21.69
2	Shri Jual Oram	Sundargarh	1	286	287	NR
3	Shri Nagendra Kumar Pradhan	Sambalpur	267	20	287	23.26
4	Smt. Sakuntala Laguri	Keonjhara	234	53	287	20.38
5	Shri Rama Chandra Hansdah	Mayurbhanja	36	50	86	NR
6	Shri Rabindra Kumar Jena	Balasore	274	13	287	23.87
7	Shri Arjun Charan Sethi	Bhadrak	233	54	287	20.30
8	Smt. Rita Tarai	Jajpur	236	51	287	20.56
9	Shri Tathagata Satpathy	Dhenkanal	262	26	288	22.74
10	Shri Kalikesh Narayan Singh Deo	Balangir	223	64	287	19.43
11	Shri Arka Keshari Deo	Kalahandi	248	39	287	21.60
12	Shri Balabhadra Majhi	Nabarangpur	239	48	287	20.82
13	Shri Bhartruhari Mahtab	Cuttack	269	18	287	23.43
14	Shri Baijyayant "Jay" Panda	Kendrapara	240	47	287	20.91
15	Dr. Kulamani Samal	Jagatsingpur	287	0	287	25.00
16	Shri Pinaki Misra	Puri	241	46	287	20.99
17	Dr. (Prof) Prasanna Ku. Patasani	Bhubaneswar	216	71	287	18.82

18	Shri Ladu Kishore Swain	Aska	266	21	287	23.17
19	Shri Sidhant Mohapatra	Berhampur	195	92	287	16.99
20	Shri Jhina Hikaka	Koraput	195	92	287	16.99
21	Smt. Pratyusha Rajeshwari Singh	Kandhamal	221	33	254	21.75

Performance of Members of Parliament: Questions Asked



Asking of questions is an inherent and unfettered parliamentary right of members. It is during the Question Hour that the members can ask questions on every aspect of administration and Governmental activity. Government policies vis-a-vis national as well as international spheres come into sharp focus as the members try to elicit pertinent information during the Question Hour. MPs ask questions in the parliament to raise issues of concern, to hold the government accountable to its actions and so on. Questions are admitted in the house by giving prior notice to the house's secretariat. But at times questions without notice can also be taken up in the house subject to the Speaker's discretion. Answers to the questions can be requested orally or in writing. Hence, it is important for the members to engage the Government by asking questions of relevance for the larger good.

- Shri. Sidhant Mahapatra, MP from Berhampur (BJD), Sri Juel Oram, MP from Sundargarh have not asked a single question in the parliament. Similarly Dr. (Prof) Prasanna Ku. Patasani, MP from Bhubaneswar (BJD), Shri Jhinna Hikaka, MP from Koraput (BJD) and Shri. Rama Chandra Hansdah, MP from Mayurbhanja (BJD) have asked 6, 13 and 16 questions respectively and are among the poor performers in 'questions asked' category.
- Similarly Shri Arjun Charan Sethi, MP from Bhadrak (BJD) the most experienced⁵ member has asked only 33 questions, Shri Tathagata Satpathy, MP from Dhenkanal (BJD) who ranked 4th in the overall performance has asked only 39 questions and Shri Ladu Kishore Swain, MP from Aska (BJD) has asked 52 questions and fall under poor performers in this category.
- Shri. Nagendra Ku. Pradhan, MP from Sambalpur (BJD) has topped in the list of 'questions asked' by asking 540 questions followed by Shri. Bhartruhari Mahtab, MP from Cuttack (BJD) asked 505 questions, Shri Baijyayant "Jay" Panda, MP from Kendrapada (BJD) asked 458 questions, Shri Rabindra Kumar Jena, MP from Balasore (BJD) asked 448 questions and Shri Kalikesh Narayan Singh Deo, MP from Balangir (BJD) has asked 400 questions. All of them fall under the best performer in 'questions asked' category.

⁵ Completed eight terms in parliament

Table-2: Questions Asked by Members of Parliament of Odisha (2014-2018)

Sl. No	Name of the MPs	Constituency	Total Question Asked (2014-18) All Sessions	Performance Score (Max-25)
1	Dr. Prabhas Kumar Singh	Baragarh	120	0.78
2	Shri Jual Oram	Sundargarh	0	0.00
3	Shri Nagendra Kumar Pradhan	Sambalpur	540	3.50
4	Smt. Sakuntala Laguri	Keonjhora	253	1.64
5	Shri Rama Chandra Hansdah	Mayurbhanja	16	0.10
6	Shri Rabindra Kumar Jena	Balasore	448	2.90
7	Shri Arjun Charan Sethi	Bhadrak	33	0.21
8	Smt. Rita Tarai	Jajpur	165	1.07
9	Shri Tathagata Satpathy	Dhenkanal	39	0.25
10	Shri Kalikesh Narayan Singh Deo	Balangir	400	2.59
11	Shri Arka Keshari Deo	Kalahandi	104	0.67
12	Shri Balabhadra Majhi	Nabarangpur	164	1.06
13	Shri Bhartruhari Mahtab	Cuttack	505	3.27
14	Shri Baijyayant "Jay" Panda	Kendrapara	458	2.97
15	Dr. Kulamani Samal	Jagatsingpur	115	0.74
16	Shri Pinaki Misra	Puri	288	1.87
17	Dr. (Prof) Prasanna Ku. Patasani	Bhubaneswar	6	0.04
18	Shri Ladu Kishore Swain	Aska	52	0.34
19	Shri Sidhant Mohapatra	Berhampur	0	0.00
20	Shri Jhina Hikaka	Koraput	13	0.08
21	Smt. Pratyusha Rajeshwari Singh	Kandhamal	141	0.91

Performance of Members of Parliament: Participated in Debate



The image that comes to our mind when we think of Lok Sabha is that of MPs fiercely arguing with each other. This image exists for a reason. The questions asked, grow into discussions and eventually lead to debates. There are allocated time slots in the Parliament's schedule for having discussions and debates. The Official Report of the Proceedings of the House i.e. Lok Sabha Debates is prepared by the Lok Sabha Secretariat under the authority of the Speaker. Rule 379 and Rule 382 of Rules of Procedure and Conduct of Business in the Lok Sabha provide that a full report of the proceedings of the House at each of its sittings would be published, got printed and distributed as soon as practicable in such form and manner as the Speaker, may from time to time direct.

- Participation in Parliamentary debates of most of the MPs from Odisha has been poor.
- Shri. Bhartruhari Mahtab, MP from Cuttack (BJD), Shri. Rabindra Kumar Jena, MP from Balasore (BJD) and Dr. Kulamani Samal, MP from Jagatsinghpur (BJD) have topped the category of “Participated in Debate” with members participating in 288, 271 and 118 number of debates respective.
- Shri Arjun Charan Sethi, MP from Cuttack (BJD) has participated in only one debate in the parliament. Similarly Shri Rama Chandra Hansdah, MP from Mayurbhanj (BJD), Shri Sidhant Mohapatra, MP from Berhampur (BJD), Shri Jhina Hikaka and MP from Koraput (BJD) have participated in 5, 6 and 7 number of debates respectively. The fall under the poor performers in this category.

Table-3: Participation in Debate of Members of Parliament of Odisha (2014-2018)

Sl. No	Members of Parliament	Constituency	Participated in Debate (2014-18)	Performance Score (Max-25)
1	Dr. Prabhas Kumar Singh	Baragarh	50	1.10
2	Shri Jual Oram	Sundargarh	17	0.38
3	Shri Nagendra Kumar Pradhan	Sambalpur	46	1.02
4	Smt. Sakuntala Laguri	Keonjhora	10	0.22
5	Shri Rama Chandra Hansdah	Mayurbhanja	5	0.11
6	Shri Rabindra Kumar Jena	Balasore	271	5.98
7	Shri Arjun Charan Sethi	Bhadrak	1	0.02
8	Smt. Rita Tarai	Jajpur	11	0.24
9	Shri Tathagata Satpathy	Dhenkanal	82	1.81
10	Shri Kalikesh Narayan Singh Deo	Balangir	22	0.49
11	Shri Arka Keshari Deo	Kalahandi	21	0.46
12	Shri Balabhadra Majhi	Nabarangpur	67	1.48
13	Shri Bhartruhari Mahtab	Cuttack	288	6.36
14	Shri Baijyayant "Jay" Panda	Kendrapara	38	0.84

15	Dr. Kulamani Samal	Jagatsingpur	118	2.61
16	Shri Pinaki Misra	Puri	16	0.35
17	Dr. (Prof) Prasanna Ku. Patasani	Bhubaneswar	32	0.71
18	Shri Ladu Kishore Swain	Aska	13	0.29
19	Shri Sidhant Mohapatra	Berhampur	6	0.13
20	Shri Jhina Hikaka	Koraput	7	0.15
21	Smt. Pratyusha Rajeshwari Singh	Kandhamal	11	0.24

Local Area Development Fund Utilisation



Currently a sitting MP can spend to a tune Rs. 25 crores in his/her term of five years in their respective constituencies based on their own discretion. Under this scheme the MPs are expected to create durable assets in their respective constituencies related to drinking water, electricity, libraries, primary education, public health, sanitation and roads among others. The Prime Minister of India has introduced Sansad Adarsha Gram Yojana (SAGY) with an objective to holistic development of the identified Gram Panchayats in 2014.

The Department of Statistics & Programme Implementation, Government of India is responsible for the implementation of the MPLADS at the national level. At the state level, the State Planning Department is responsible, while at the district level, the District Collector is responsible for the implementation of the scheme. The concerned MP recommends the works based on the needs in her/his constituency to the district collector. The district collector identifies the implementing agency at the district level in order to implement the work recommended by the MP. Further the district collector is also responsible to maintain accounts under the MPLADS. In a way accountability also rests with the district collector⁶.

Box: Salient Features of the MPLADS

- MPLADS funds to be used for creating durable capital assets.
- Entitlement of Rs. 5 crore per annum per MP.
- Funds cannot be used for incurring revenue expenditure.
- Funds can be used for provision of service support facilities, not for staff/ maintenance costs.
- For works, where execution goes beyond a year –payments can be made in advance or in course of the work.
- Assets created under the scheme are for public use and the ownership vests with the government.
- Maintenance of Assets is by the beneficiary organization subject to audit and inspection by the government.
- Assets creation can be on government land.
- Prohibition on using Private contractors.
- At present the Ministry of Statistics and Programme Implementation administers the Scheme at the Centre and Office of the District Collector/ DRDA/ District Planning Officer at the Constituency level

⁶ Guidelines of Members of Parliament Local Area Development Scheme, Ministry of Statistics and Programme Implementation, Govt of India, June, 2016

- All most all the MPs of Odisha have spent more than 69% of the MPLADS funds except Smt. Rita Tarai, MP from Jajpur (BJD) who only spent 57% of her quota of MPLADS and is a poor performer in this category.
- Shri. Tathagata Satapathy, MP from Dhenkanal (BJD) (utilised-116%), Dr. Kulamani Samal, MP from Jagatsinghpur (BJD) (utilised-91%), Shri. Bhartruhari Mahatab, MP from Cuttack (BJD) (utilised-87%) and Dr. Prabhas Ku. Singh, MP from Baragarh (BJD) (utilised-83%) are among the top four performers of utilising the funds under the MPLADS.
- All most all MPs of Odisha have on an average received Rs. 4.77 Crores (which is quota of a year). A total amount of Rs. 100.2 Crores of MPLADS funds remain unutilised.

Table-4: Utilisation of MPLAD Funds against Released of Members of Parliament of Odisha in 2014-2018

Sl. No	Members of Parliament	Constituency	MPLAD Fund 2014 to 2018 (Rs. in Crore)				Utilisation % Against Release	Unspent	Performance Score (Max-25)	
			Released	Available with Interest	Recommended	Sanctioned				Expenditure
1	Shri. Ladu Kishore Swain	Aska	17.5	17.98	21.19	15.93	12.72	72.71	5.26	18.17
2	Shri. Rabindra Kumar Jena	Balasore	17.5	17.63	21.37	15.39	12.14	69.37	5.49	17.34
3	Shri. Siddhant Mahapatra	Berhampur	17.5	18.12	16.4	15.29	12.83	73.29	5.29	18.33
4	Shri. Arjun Ch Sethi	Bhadrak	20	20.21	17.5	17.28	15.83	79.16	4.38	19.79
5	Dr. Prasanna Ku. Patasani	Bhubaneswar	17.5	18.27	18.39	15.14	13.41	76.65	4.86	19.16
6	Shri. Kalikesh N. Sing Deo	Bolangir	17.5	17.65	17.63	13.48	12.72	72.66	4.93	18.17
7	Shri. Bhartruhari Mahatab	Cuttack	15	17.72	19.22	14.29	13.16	87.76	4.56	21.93
8	Shri. Pratyusha Raj. Singh	Kandhamal	17.5	17.64	21.15	14.81	13.31	76.07	4.33	19.01
9	Shri. Tathagata Satapathy	Dhenkanal	10	13.88	17.41	13.5	11.61	116.08	2.27	25.00
10	Dr. Kulamani Samal	Jagatsingpur	20	22.81	19.89	19.45	18.28	91.42	4.53	22.85
11	Smt. Rita Tarai	Jajpur	12.5	12.67	12.17	8.62	7.19	57.54	5.48	14.38
12	Shri. Arka Keshari Deo	Kalahandi	17.5	17.85	16.07	15.35	12.96	74.03	4.89	18.51
13	Shri. Baijayant Jay Panda	Kendrapara	17.5	17.65	25.48	14.75	12.24	69.95	5.41	17.49
14	Smt. Sankuntala Laguri	Keonjhar	17.5	17.69	17.27	16.34	13.65	77.98	4.04	19.50
15	Shri. Jhina Hikaka	Korapur	12.5	12.66	10.58	7.5	7.17	57.38	5.49	14.34
16	Shri. Rama Ch. Hansdah	Mayurbhanj	15	15.41	12.94	12.79	10.9	72.69	4.51	18.17
17	Shri. Balabhadra Majhi	Nabarangpur	17.5	17.61	14.9	15.05	12.15	69.41	5.46	17.36
18	Dr. Prabhas K Singh	Baragarh	20	20.72	20.65	18.17	16.76	83.8	3.96	20.95
19	Shri. Pinaki Misra	Puri	17.5	18.06	16.6	14.14	12.66	72.31	5.4	18.09
20	Shri. Nagendra K Pradhan	Sambalpur	15	15.45	29.18	12.94	10.5	69.98	4.95	17.50
21	Shri. Jual Oram	Sundargarh	17.5	17.73	23.67	15.31	13.02	74.4	4.71	18.60
	Total	21	350	365.41	389.66	305.52	265.21	75.77	100.2	18.94

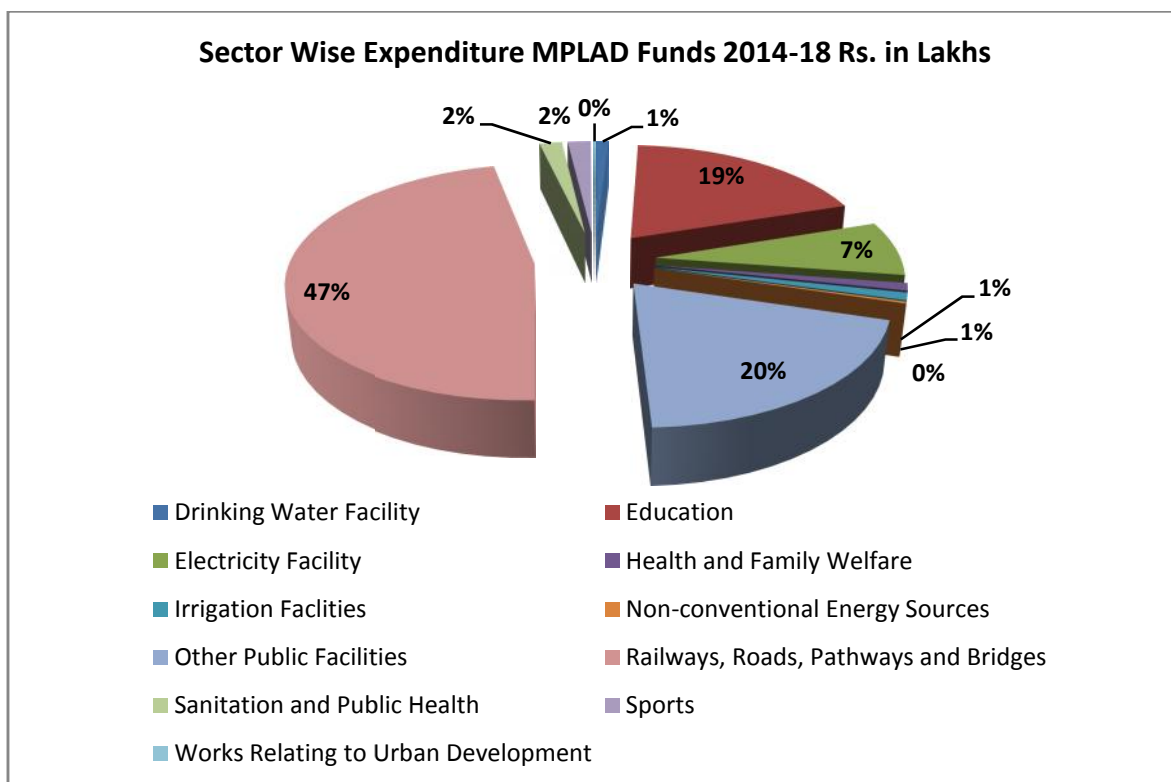
Sector wise Utilisation

Sector wise utilisation of MPLAD funds looks very dismal. In the last four years (2014-2018) Odisha MPs have all most neglected important sectors like drinking water, health and family welfare and irrigation facilities for agriculture purposes.

- MPs have made a significant utilisation of MPLAD funds for 'railways, roads, pathways and bridges'. Nearly 50% of the total MPLAD funds i.e. Rs. 43.03 Crores (43%) has been spent for this category.
- Expenditure towards 'other public facilities' by Odisha MPs ranked the second highest with 18% of the total expenditure i.e. Rs. 18.07 Crores. Followed by expenditure in 'education', Rs.17.3 Crore (17%) of the total MPLADS expenditure.
- Expenditure in 'non-conventional energy sources' and 'Works Relating to Urban Development' remains very poor with a very minimum expenditure i.e. Rs. 0.09 Crores and Rs. 0.24 Crores respectively.

Table- 5: Sector wise utilisation of MPLAD Funds (2014-2018)

Sl. No	Sector	Total Sanctioned (Rs. in Lakhs)	Percent
1	Drinking Water Facility	84	0.8
2	Education	1737.102	17.4
3	Electricity Facility	689.103	6.9
4	Health and Family Welfare	93.091	0.9
5	Irrigation Facilities	93	0.9
6	Non-conventional Energy Sources	24.252	0.2
7	Other Public Facilities	1807.62	18.1
8	Railways, Roads, Pathways and Bridges	4303.566	43.0
9	Sanitation and Public Health	160.85	1.6
10	Sports	165.29	1.7
11	Works Relating to Urban Development	9	0.1
	Total	9166.874	91.7



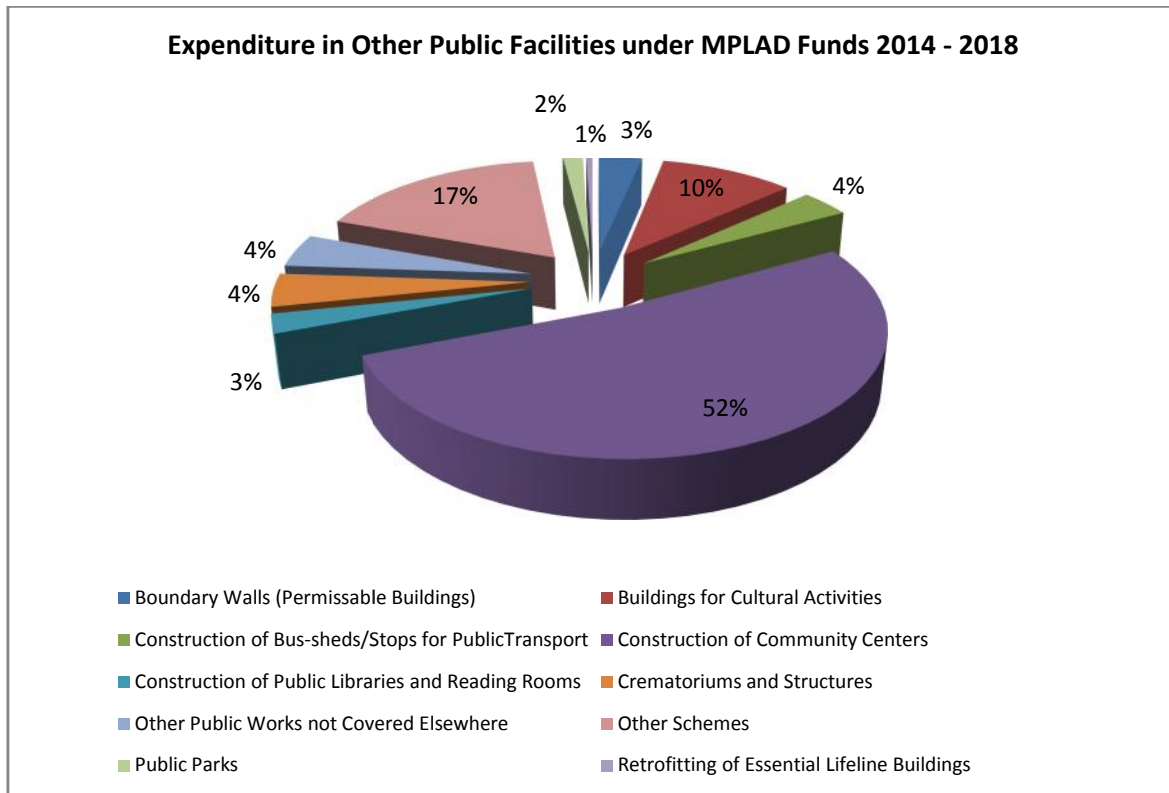
Expenditure in Other Public Facilities

Other public facilities are the sector where Odisha MPs made the 2nd highest expenditure i.e. Rs. 18.07 Crores.

- In this sector ‘construction of community centres’ remains the highest expenditure with an amount of Rs. 9.43 Crores (455 numbers of works) followed by Rs. 1.82 Crores spent on building for cultural activities.
- Funds for important sectors like ‘Retrofitting of Essential Lifeline Buildings’ (Rs.8.5 Lakhs), ‘Public Parks’ (Rs. 7.5 Lakhs) and ‘Construction of Public Libraries, Reading Rooms’ (Rs. 45 Lakhs) have been poorly allocated.

Table- 6: Expenditure in Other Public Facilities (2014-2018)

Sl. No	Name of the Schemes	Sanctioned Amount (Rs.in Lakhs)	Number of Works Sanctioned	Percent
1	Boundary Walls (Permissible Buildings)	59	22	0.59
2	Buildings for Cultural Activities	182	25	1.82
3	Construction of Bus-sheds/Stops	67	10	0.67
4	Construction of Community Centres	943.37	455	9.43
5	Construction of Public Libraries, Reading Rooms	45.34	19	0.45
6	Crematoriums and Structures	79.56	36	0.79
7	Other Public Works not Covered Elsewhere	79.95	18	0.79
8	Other Schemes	315.4	168	3.15
9	Public Parks	27.5	3	0.27
10	Retrofitting of Essential Lifeline Buildings	8.5	2	0.08



Presentation of Private Members Bill

Members of parliament other than ministers are called private members and bills presented by them are known as private member's bills. They can introduce a bill in the parliament after giving prior notice of one month.

- In case of Odisha MPs only 11 members have introduced a private member's bill and 10 MPs have not introduced any private member bill in the parliament.
- Shri Bhartruhari Mahtab, MP from Cuttack, Shri Baijyayant "Jay" Panda, MP from Kendrapada and Shri Rabindra Kumar Jena, MP from Balasore have introduced 28, 23 and 13 private member bills respectively.

Table-7: Presentation of Private Members' Bill by Odisha MPs (2014-2018)

Sl. No	Members of Parliament	Constituency	Private Members Bill
1	Dr. Prabhas Kumar Singh	Baragarh	1
2	Shri Jual Oram	Sundargarh	0
3	Shri Nagendra Kumar Pradhan	Sambalpur	2
4	Smt. Sakuntala Laguri	Keonjhora	0
5	Shri Rama Chandra Hansdah	Mayurbhanja	0
6	Shri Rabindra Kumar Jena	Balasore	13

7	Shri Arjun Charan Sethi	Bhadrak	0
8	Smt. Rita Tarai	Jajpur	0
9	Shri Tathagata Satpathy	Dhenkanal	1
10	Shri Kalikesh Narayan Singh Deo	Balangir	4
11	Shri Arka Keshari Deo	Kalahandi	1
12	Shri Balabhadra Majhi	Nabarangpur	1
13	Shri Bhartruhari Mahtab	Cuttack	28
14	Shri Baijyayant "Jay" Panda	Kendrapara	23
15	Dr. Kulamani Samal	Jagatsingpur	2
16	Shri Pinaki Misra	Puri	0
17	Dr. (Prof) Prasanna Kumar Patasani	Bhubaneswar	1
18	Shri Ladu Kishore Swain	Aska	0
19	Shri Sidhant Mohapatra	Berhampur	0
20	Shri Jhina Hikaka	Koraput	0
21	Smt. Pratyusha Rajeshwari Singh	Kandhamal	0

Status of Sansad Adarsh Gram Yojana (SAGY)

In 2014 the Prime Minister of India has introduced a new scheme called Sansad Adarsha Gram Yojana (SAGY) with an objective to holistic development (personal, human, economic and social) of the identified Gram Panchayats. This includes basic facilities, livelihood, access to rights and to create models of local level development and effective local governance which can motivate and inspire neighbouring Gram Panchayats to learn and adapt. The approach will be leveraging leadership, capacity, commitment and energy of the Members of Parliament (MP) to develop model Gram Panchayats. Initially the target was to develop 3 Adarsh Grams by March 2019, of which one would be achieved by 2016. There after 5 such Adarsh Grams (one per year) will be selected and developed by 2024.

- At all India level 990 villages out of 1632 have been identified as Adarsh Gram by 544 MPs.
- In Odisha a total number of 33 villages have been selected for Adarsh Gram out of total target 63.
- Shri Jual Oram, MP from Sundargarh, Smt. Rita Tarai, MP from Jajpur, Shri Bhartruhari Mahtab, MP from Cuttack, Shri Baijyayant "Jay" Panda, MP from Kendrapada and Smt. Pratyusha Rajeshwari Singh, MP from Kandhamal have selected 3 villages each for the Adarsh Gram under SAGY.

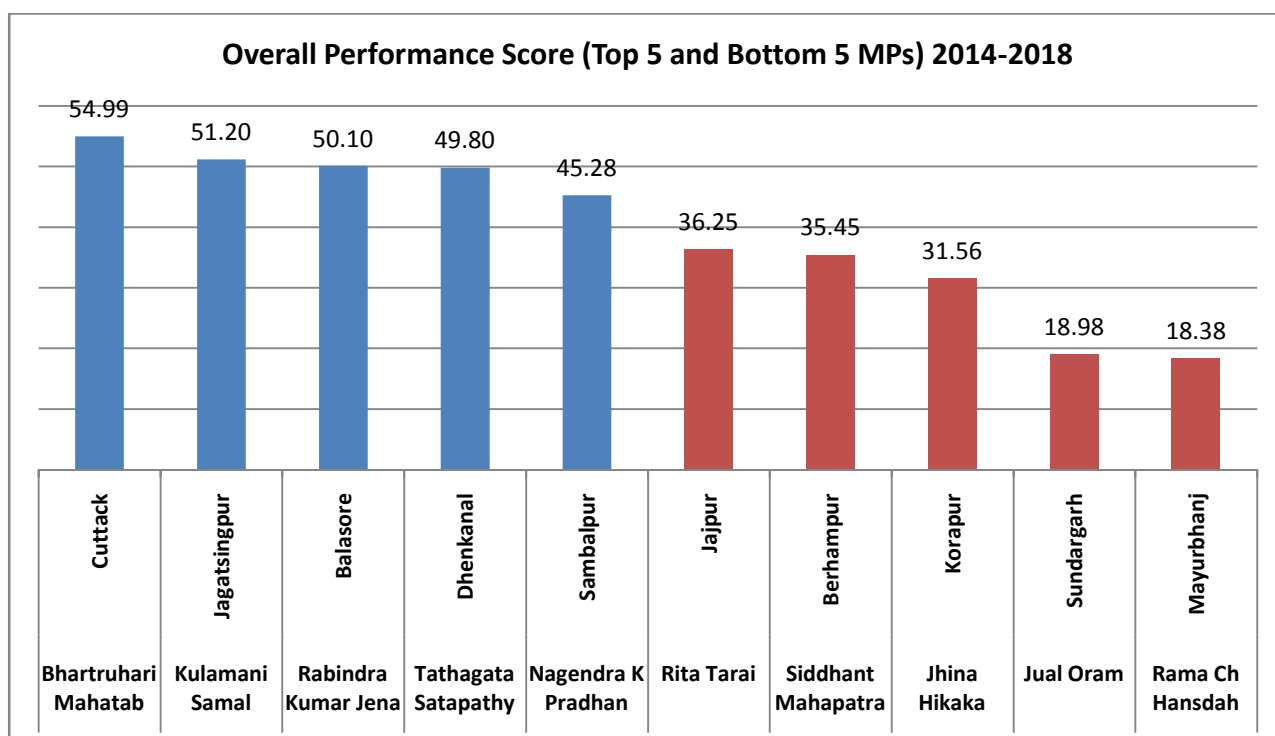
Table-8: Status of SAGY of Members of Parliament of Odisha 2014-2018

Sl. No	Member of Parliament	Constituency	Villages Selected Under SAGY			
			Phase-I	Phase-II	Phase-II	Total
1	Dr. Prabhas Kumar Singh	Baragarh	1	0	0	1
2	Shri Jual Oram	Sundargarh	1	1	1	3
3	Shri Nagendra Kumar Pradhan	Sambalpur	1	0	0	1
4	Smt. Sakuntala Laguri	Keonjhara	1	0	0	1
5	Shri Rama Chandra Hansdah	Mayurbhanja	0	0	0	0
6	Shri Rabindra Kumar Jena	Balasore	1	1	0	2
7	Shri Arjun Charan Sethi	Bhadrak	1	0	0	1
8	Smt. Rita Tarai	Jajpur	1	1	1	3
9	Shri Tathagata Satpathy	Dhenkanal	0	0	0	0
10	Shri Kalikesh Narayan Singh Deo	Balangir	1	1	0	2
11	Shri Arka Keshari Deo	Kalahandi	1	0	0	1
12	Shri Balabhadra Majhi	Nabarangpur	1	1	0	2
13	Shri Bhartruhari Mahtab	Cuttack	1	1	1	3
14	Shri Baijyayant "Jay" Panda	Kendrapara	1	1	1	3
15	Dr. Kulamani Samal	Jagatsingpur	1	0	0	1
16	Shri Pinaki Misra	Puri	1	0	0	1
17	Dr. (Prof) Prasanna Kumar Patasani	Bhubaneswar	1	1	0	2
18	Shri Ladu Kishore Swain	Aska	1	0	0	1
19	Shri Sidhant Mohapatra	Berhampur	1	0	0	1
20	Shri Jhina Hikaka	Koraput	1	0	0	1
21	Smt. Pratyusha Rajeshwari Singh	Kandhamal	1	1	1	3

Overall Performance

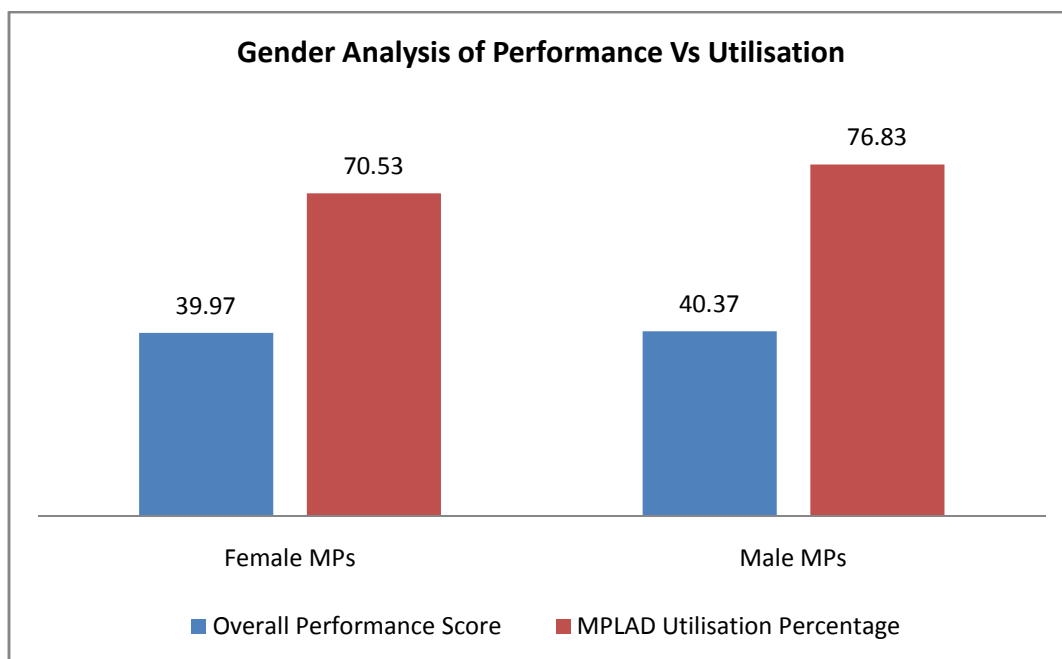
The overall performance of MPs has been calculated based on two major classifications, namely participation in parliamentary affairs and MPLAD fund utilisation. Participation has four important indicators like attendance, questions asked and participation in parliament debates. The top and bottom five MPs are stated in the chart below.

- Shri. Bhartuhari Mahatab, MP from Cuttack is ranked 1 (topped) with a score of 54.9 and Shri Rama Chandra Hansdah, MP from Mayurbhanj, is ranked 21st (lowest) with 18.3 score among 21 MPs in Odisha.
- Only three MPs, Shri. Bhartuhari Mahatab, MP from Cuttack (1st rank), Dr. Kulamani Samal, MP from Jagatsinghpur (2nd rank), Shri. Rabindra Kumar Jena, MP from Balasore (3rd rank) have crossed 50 overall performance score out of total 100 score among 21 MPs in Odisha.
- The lowest ranked MPs Shri. Juel Oram, MP from Sundargarh (20th rank), and Shri Rama Chandra Hansdah, MP from Mayurbhanj (21st rank) have not been able to cross the minimum score of 20 performance score.
- Smt. Rita Tarai, MP from Jajpur (17th rank), Sri. Siddhant Mahapatra, MP from Berhampur (18th rank) and Sri Jhina Hikaka, MP from Sundargarh (19th) are in the bottom five and have crossed the 30 performance score.



Gender Analysis

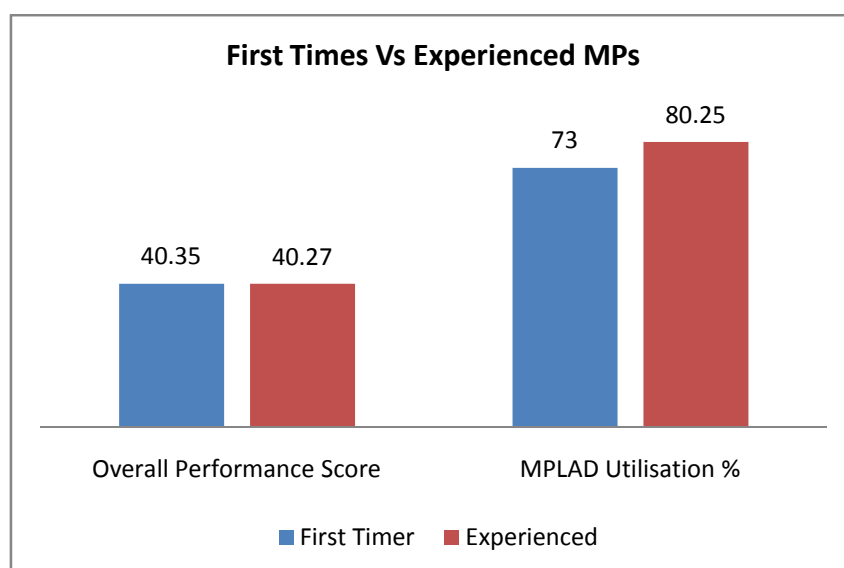
- There are three female MPs in Odisha. In case of overall performance the female MPs (Score 39.9) have scored all most equal to the male MPs (40.37)
- In case of utilisation of MPLAD funds female members (76.5%) have almost matched with the utilisation of their male counterparts (76.8%).



Experience, Performance and Utilisation

In comparison to experienced MPs the first time elected MPs have performed low in fund utilisation, while their overall performance has matched with that of experienced MPs

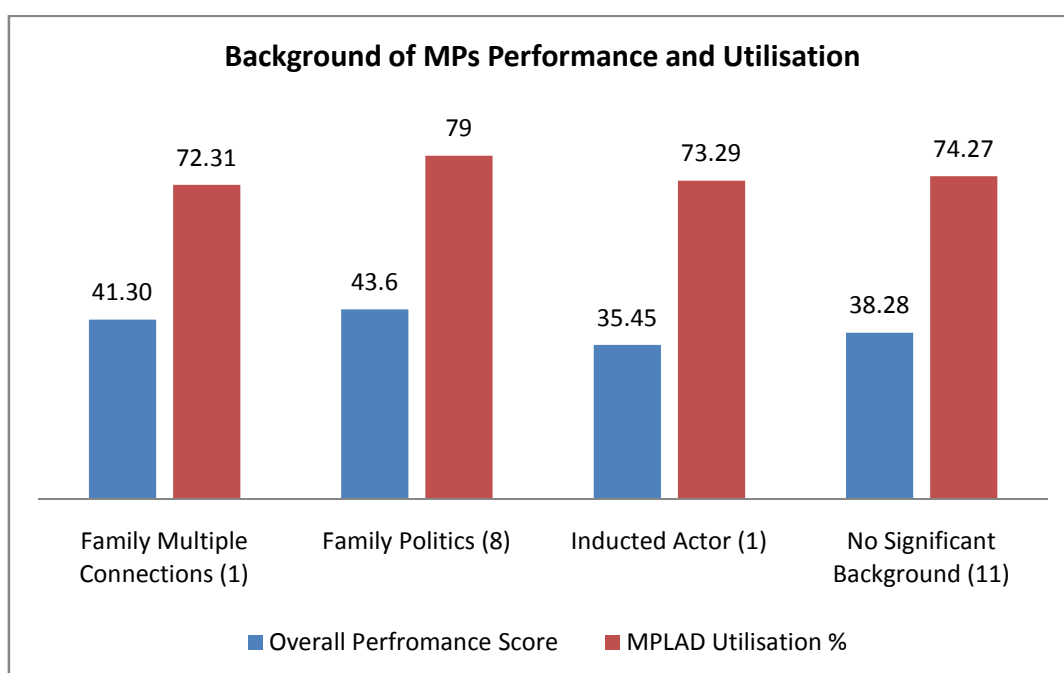
- The overall performance score remains all most the same in case of first timer and experienced members of parliament
- In case of utilisation of MPLAD funds experienced MPs (80.2%) are able to utilise more than the first time MPs (73%).



Background, Performance and Utilisation

If we analyse the background of members of parliament vis-a-vis their performance and utilisations of MPLAD funds, we get the following findings

- MPs with political family background have utilised the highest percentage of MPLAD funds (79%).
- MPs with ‘family multiple connections’ (41.3) and ‘family politics’ (43.6) background have shown better overall performance than MPs with different background.
- MPs with background of ‘inducted actor’ (35.4) and ‘no significant background’ (38.28) have worst overall performance than MPs with other background.



Region wise Overall Performance Score versus MPLAD Fund Utilisation

The state of Odisha is divided into four important regions south⁷, central⁸, north⁹ and west¹⁰. In comparison to MPLAD fund utilisation and overall performance we found a different picture.

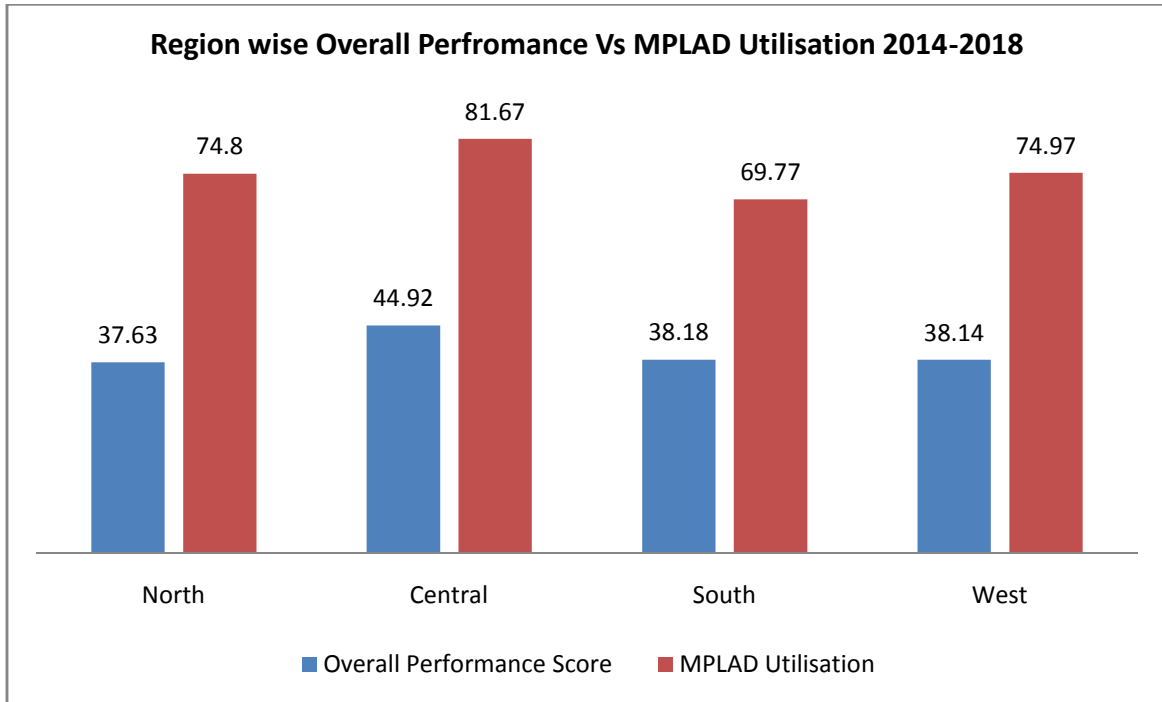
- Members of Parliament from central region have performed well in terms of ‘overall performance’ and ‘MPLAD fund utilisation’.
- MPs from southern region have shown poor utilisation of MPLAD funds. They scored average in overall performance.
- MPs from northern Odisha have shown poor performance in the overall performance category. They performed average in utilisation of MPLAD funds

⁷ Aska, Berhampur, Kandhamal, Koraput and Nabarangpur

⁸ Bhubaneswar, Cuttack, Dhenkanal, Jagatsinghpur, Jajpur, Kendrapada and Puri

⁹ Balasore, Bhadrak, Keonjhar and Mayurbhanj

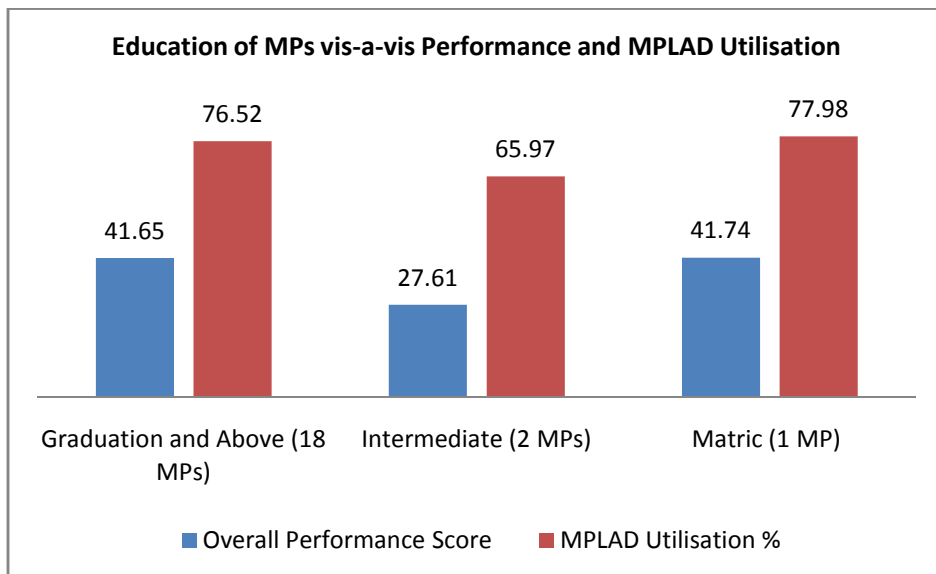
¹⁰ Balangir, Kalahandi, Baragarh, Sambalpur and Sundargarh



Education of MPs vis-a-vis Performance and MPLAD fund Utilisation

It is evident from the table below that the educated members of parliament have not done significantly well as compared to the less educated MPs in Odisha.

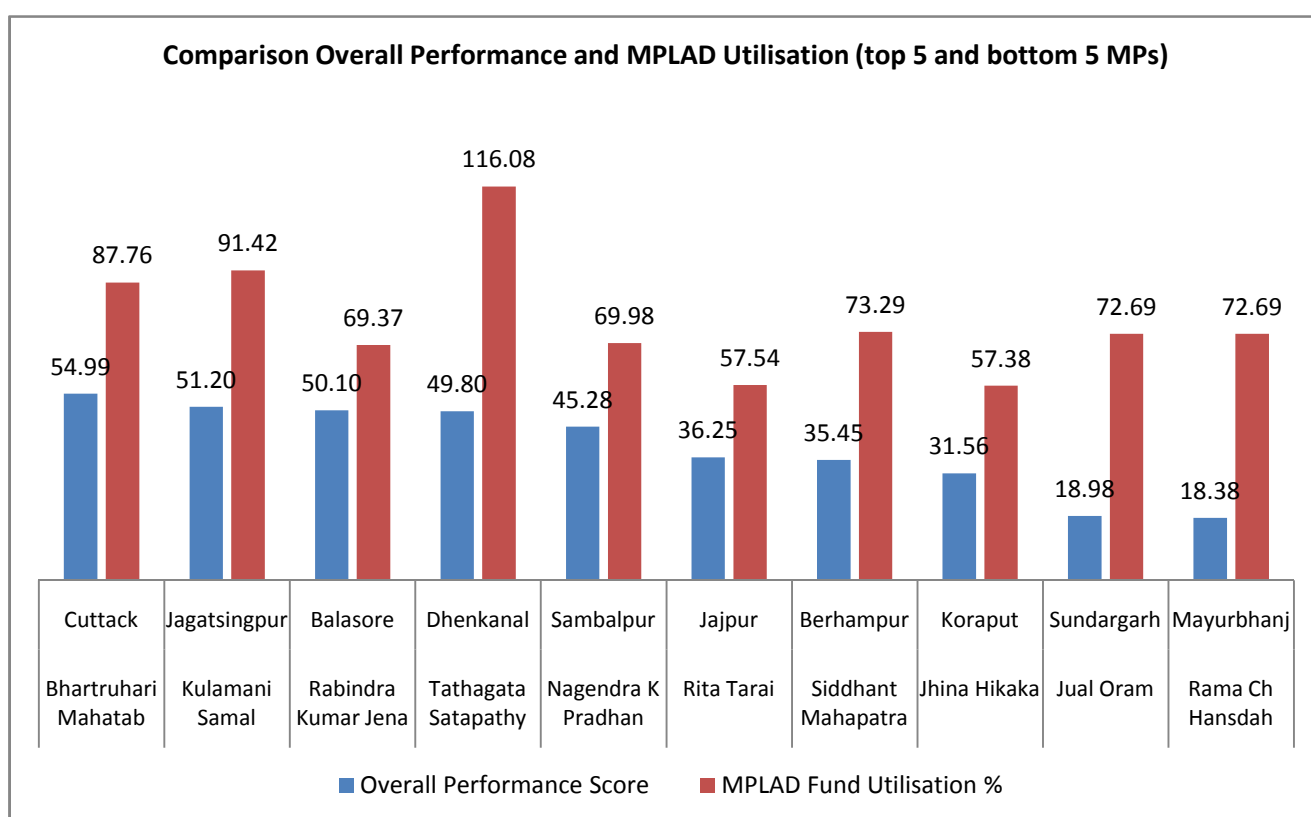
- The performance score of the MPs with graduation and above is 41.6. This is similar to the performance of MPs that have just passed matriculation (41.7)
- The two MPs who have completed intermediate have performed poorly (score 27.6) and their utilisation of MPLAD funds (65.9%) remains low.



Overall Performer and MPLAD Fund Utilization: a comparison

In comparison to the overall performance and MPLAD fund utilisation of the top five and bottom five MPs, a different picture is seen.

- The worst performing MPs Shri. Rama Chandra Hansdah (21 rank), Shri. Jual Oram (20 rank), Shri. Siddhant Mahapatra (18 rank) have done well in case of utilisation of MPLAD funds. They utilised more than 70% of their MPLAD funds released.
- Both Smt. Rita Tarai (17th rank) and Shri. Jhina Hikaka (19th rank) have performed poor in case of overall performance and also in the case of utilisation of MPLAD funds.
- Shri. Rabindra Kumar Jena (3rd rank) and Shri. Nagendra Kumar Pradhan (5th rank) are placed among top five MPs. However, their utilisation of MPLAD funds remains less than 70%.



Conclusion and Suggestions

Conclusion

- Only three MPs of Odisha Shri. Bhartuhari Mahatab, Cuttack (1st rank), Dr. Kulamani Samal, Jagatsinghpur (2nd rank), Shri. Rabindra Kumar Jena, Balasore (3rd rank) are able to cross 50 overall performance score out of total 100 score.
- Shri. Bhartuhari Mahatab, Cuttack is ranked 1 (topped) with a score of 54.9 and Shri Rama Chandra Hansdah, Mayurbhanj, is ranked 21st (lowest) with 18.3 score among 21 MPs in Odisha.
- All most all the MPs of Odisha have spent more than 69% of the MPLADS funds except Smt. Rita Tarai, Jajpur (BJD) who only spent 57% of her quota of MPLADS and is a poor performer in this category and Shri. Tathagata Satapathy, Dhenkanal (BJD) utilised the highest 116%.
- Sector-wise, railways, roads, pathways and bridges top the list, with nearly 43% of the MPLADS fund being spent on this sector.
- Overall performance of the female MPs (score 39.9) have scored all most equal to the male MPs (score 40.37).
- MPs with political family background have utilised the highest percentage of MPLAD funds (79%).
- Members of Parliament from central region have performed well in terms of 'overall performance' and 'MPLAD fund utilisation' but MPS from southern and northern region have shown poor utilisation of MPLAD funds and scored average in overall performance.
- Performance score of the MPs with graduation and above is 41.6. This is similar to the performance of MPs that have just passed matriculation (41.7)
- In case of Odisha MPs only 11 members have introduced a private member's bill.
- In Odisha a total number of 33 villages have been selected for Adarsh Gram out of total target 63.

Suggestions

- Steps need to be taken in order to ensure that the members adhere to the rules and guidelines of the scheme.
- The Union Government or the Speaker of the Lok Sabha may be vested with powers to stop the fund flow in case of any violation of guidelines.
- Citizens need to pro-actively send proposals for various works under MPLAD funds. This in turn may create pressure on the concerned members to utilise the fund in a meaningful manner.
- It is observed that members accumulate and spend the entire fund towards the last year of their tenure. This only result in increased costs, hence timely utilisation of funds may be ensured.
- It is necessary to include social audit of assets created under MPLAD funds by the people. This may be designed on the similar lines MGNREGS social audit. This would ensure greater accountability on the part of the elected representatives.

- In most of the cases it has been observed that the elected representatives (MPs) are not serious about their local area development and their poor participation in parliamentary affairs shows their weak political will.
- Political parties and candidates should publicly disclose MPLAD fund utilization in their election manifesto and should give in writing to the voters for 100% efficient and better utilization.
- The Union Government or the Speaker of the Lok Sabha should disclose the numbers of visits of the MPs to their respective constituencies during their tenure. On the other hand they should also disclose the number of criminal cases, financial background, assets details of the MPs in the Lok Sabha website.

About Youth for Social Development

Youth for Social Development (YSD) is a non-profit independent grass root social organisation aspiring to improve the lives of urban and rural poor in Odisha specifically the most vulnerable people, children, youth and women on issues related to governance, participation, youth and child development and climate change since 2006.

About the Report

Performance of Members of Parliament is prime important because of their role as a legislature and at the same time monitoring execution of projects under the MPLAD. The performance analysis process is one of the instruments and testimony of our parliament members (MPs) that also stands as a key indicator of the healthy democracy and its legislative process. This report presents the participation of MPs in parliamentary affairs, utilisations of MPLAD funds and their performance. We do hope this will help in bringing greater transparency and accountability in utilisation of public funds and responsiveness of elected representatives.

YOUTH FOR SOCIAL DEVELOPMENT

9th Govinda Vihar, Near Ruby Eye Hospital, Lochapada
BERHAMPUR-760001, Ganjam, Odisha, INDIA

Tel: +91-7608005545

E-mail: info@ysdindia.org

Website: www.ysdindia.org

www.facebook.com/ysdindia

[Twitter.com/ysdindia](https://twitter.com/ysdindia)